



# ELD/AOBRD-Mode Comparison

October 2017 – November 2017





Omnitracs, LLC  
717 N. Harwood Street  
Suite 1300  
Dallas, TX 75201

U.S.A. Copyright © 2017 Omnitracs, LLC. All rights reserved.

Omnitracs is a trademark of Omnitracs, LLC. All other trademarks are the property of their respective owners.

Omnitracs endeavors to ensure that the information in this document is correct and fairly stated, but Omnitracs is not liable for any errors or omissions. Published information may not be up to date, and it is important to confirm current status with Omnitracs.

This technical data may be subject to U.S. and international export, reexport or transfer (export) laws. Diversion contrary to U.S. and international law is strictly prohibited.

November 2017



# What is AOBRD Mode?

A look into your ELD-Enabled devices

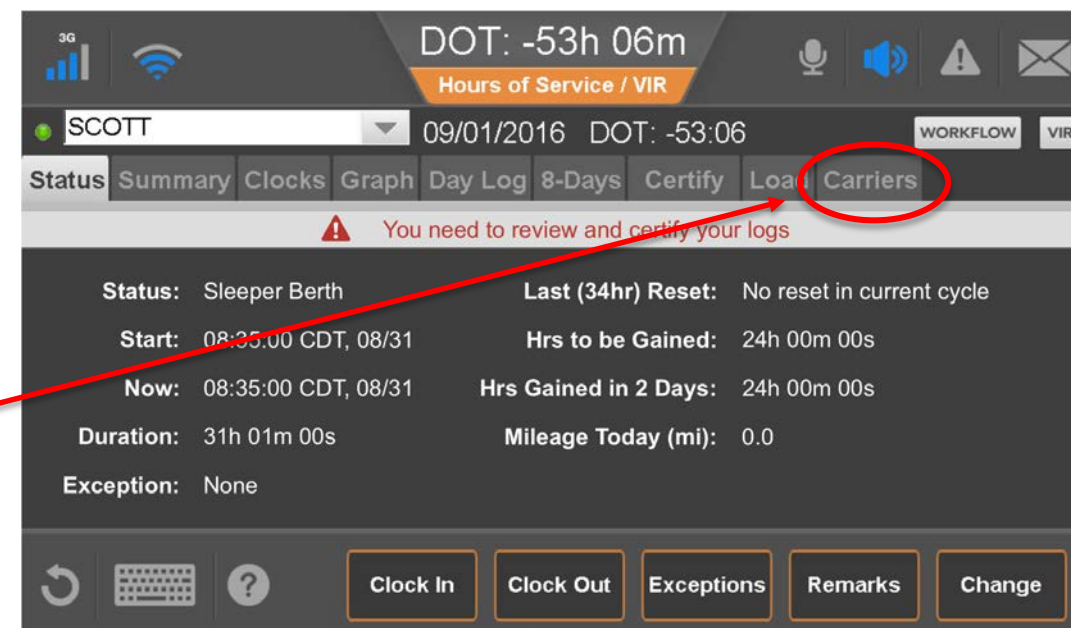
AOBRD Mode is running AOBRD on ELD-enabled devices. IVG 6xx is an ELD-capable unit; however, with the ELD Mandate Grandfather Clause, you can run an IVG unit in AOBRD mode until 2019.

With the ELD upgrade, there will be changes to how AOBRD functions on the unit.

# Carriers Tab

- ✓ AOB RD Mode
- ✓ ELD

- Displays Carrier Information
- Identifies divisions of a single company like bulk versus refrigerated or hazmat versus DTTS (defense transportation tracking system) that the driver may haul for
- If your company has multiple divisions that are their own carrier entities, you would enter those in the Hours of Service back office application and the driver would select the carrier here.

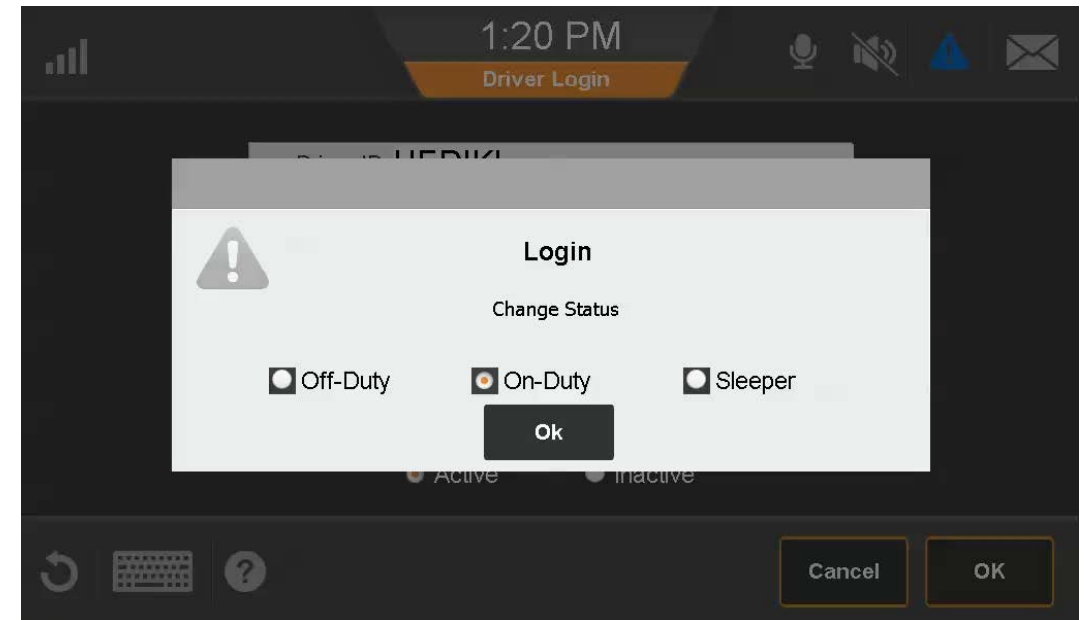


- ✓ AOB RD Mode
- ✓ ELD

# Login and Logout

ELD Mandate allows limited automatic duty status changes.

- No automatic Duty Status changes at login or logout
- Driver prompted to select Duty Status upon login and logout

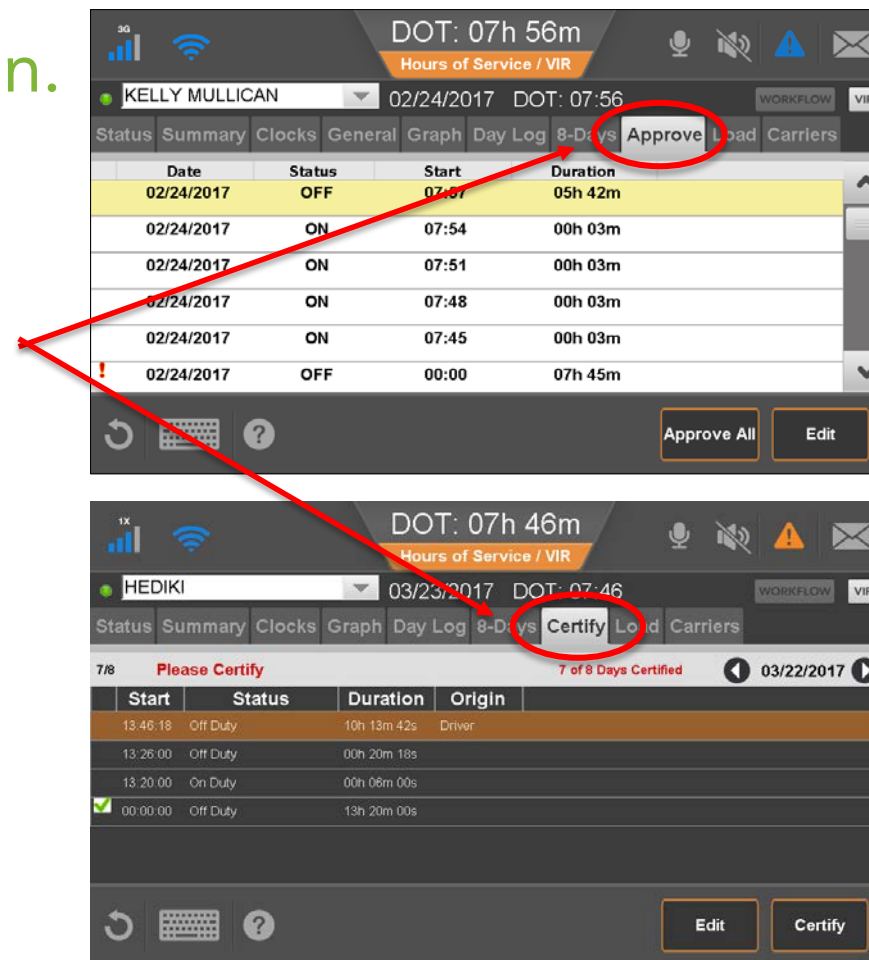


# Certification

- ✓ AOB RD Mode
- ✓ ELD

ELD Mandate requires daily certification.

- Tab Title Change
- Certification must be done in 24-hour Increments
- Driver must approve logs daily
- Driver must recertify after edits

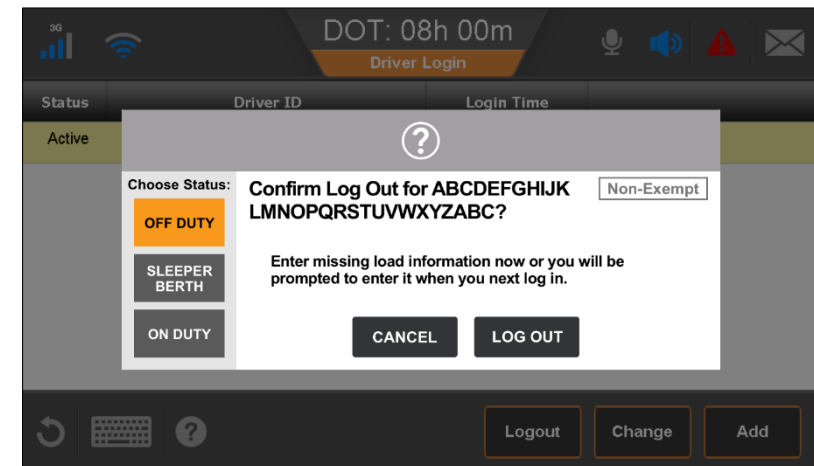
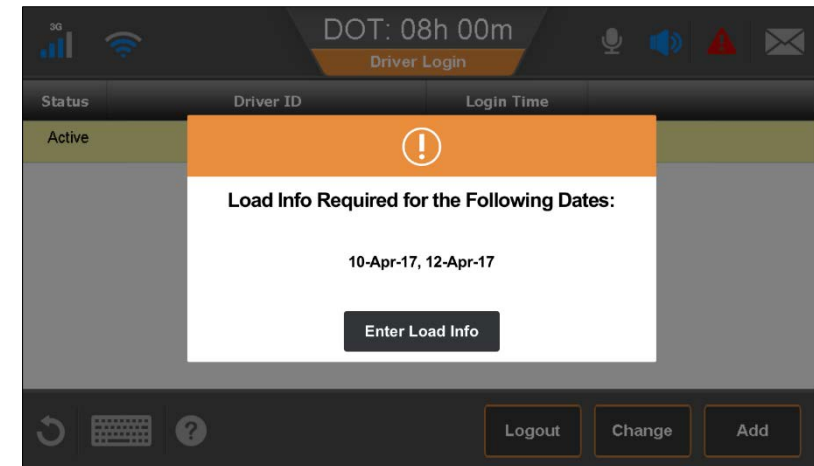


- ✓ AOB RD Mode
- ✓ ELD

# Load Information

ELD Mandate requires daily load information.

- Required Driver Entry for every day using Hours of Service application on IVG
- Driver prompted upon login or first duty status change of the day
- Driver reminded at logout
- Prevents load and manner violation





- ✓ AOB RD Mode
- ✓ ELD

# Day Log Tab

ELD Mandate requires more information displayed on the driver's log.

- Driver Mode
  - Status
  - Start
  - Duration
  - Location
  - Co-Driver
  - Origin
  - Comment
- Inspector Mode
  - Time/Origin
  - Event/Event Code
  - Location
  - Accumulated Miles/Odometer
  - Engine Hours
  - Record Status
  - Sequence ID
  - Comment

Status	Start	Duration	Location	Co Driver	Origin	Comment
SB	00:00:00	10h 00m 00s	49 mi NNE, Fallon, NV	No	Driver	This is a really long comment to show what a really long comment...
ON	10:00:00	00h 52m 00s	49 mi NNE, Fallon, NV	No	Driver	Comment
D	10:52:00	04h 34m 00s	49 mi NNE, Fallon, NV	No	Auto	
OFF	15:26:00	02h 30m 00s	49 mi NNE, Fallon, NV	No	Driver	

Time / Origin	Event / Event Code	Location	Accum. Miles / Odometer	Eng. Hrs	Record Status	Seq. ID	Comment
00:00:00 Driver	Data recording malfunction cleared 4-3	49 mi NNE, Fallon, NV	100 (Accum. Miles)	2,000.5 (Eng. Hrs)	Active	12345	This is a comment with exactly 60 characters. It should fit.
10:00:00 Driver	On Duty 2-4	49 mi NNE, Fallon, NV	123,456 (Odometer)	3.2 (Elapsed)	Inactive	12346	This is a comment
10:00:00 Auto	Driving 3-5	49 mi NNE, Fallon, NV	150 (Accum. Miles)	2,003.0 (Eng. Hrs)	Active	12347	
10:52:00 Driver	Certified - 12/28/16 5-2	49 mi NNE, Fallon, NV	--	--	Active	--	



- ✓ AOB RD Mode
- ✓ ELD

# Duty Status Selection Screens

The Change Duty Status screen has changed to make it easier to use. The duty status Driving cannot be manually selected by drivers with ELD firmware.

3G 4G  
DOT: 07h 55m  
Hours of Service / VIR  
KELLY MULLIGAN 02/24/2017 DOT: 07:55 WORKFLOW VIR

Change Status

Status: On-Duty 00h 05m

Change To: ☐ OFF ☐ SB ☐ DRV ☒ ON

Remarks:

Cancel OK

3G 4G  
DOT: -53h 10m  
Hours of Service / VIR  
SCOTT 09/01/2016 DOT: -53:10 WORKFLOW VIR

Current Status: Off Duty Duration: 02h 16m

Change Status: OFF DUTY SLEEPER BERTH DRIVING ON DUTY

Special Conditions: ☒ None ☐ Yard Move ☐ Rest Break

Remarks:

Cancel Ok

- ✓ AOB RD Mode
- ✓ ELD

# Yard Move

ELD Mandate provides use of Yard Move - when an IVG is moved in a private yard, without public access.

- Configurable by the host
- Driver-Initiated
- Recorded as On-Duty time
- Accumulates on On-Duty line
- Driver must enter comment when selected
- \*Not limited by Geo-fence
- \*Not limited by MPH

The screenshot displays the Omnitracs ELD interface. At the top, it shows the driver's name 'SCOTT', the date '09/01/2016', and the DOT time '-53:10'. Below this, the 'Current Status' is 'Off Duty' and the 'Duration' is '02h 16m'. The interface is divided into three main sections: 'Change Status:', 'Special Conditions:', and 'Remarks:'. In the 'Change Status:' section, there are buttons for 'OFF DUTY', 'SLEEPER BERTH', 'DRIVING', and 'ON DUTY'. In the 'Special Conditions:' section, there are three radio button options: 'None' (selected), 'Yard Move', and 'Rest Break'. The 'Remarks:' section has two text input fields. At the bottom right, there are 'Cancel' and 'Ok' buttons.

# Personal Conveyance

- No longer named Off-Duty Driving
- Configurable by the host
- Driver-Initiated
- Follows host-configured limitations
- Recorded as Off-Duty Driving is recorded today
- When Personal Conveyance Limit is reached, Driver moved to On-Duty Driving status
- Location precision is recorded as is today (1 mi accuracy)

The screenshot displays the Omnitracs mobile application interface. At the top, it shows 'DOT: 6h 00m' and 'Hours of Service / VIR'. Below this, the driver's name 'SCOTT' is displayed next to a dropdown arrow, followed by the date '01/08/2017' and 'DOT: 6:00'. There are buttons for 'WORKFLOW' and 'VIR'. The main section is titled 'Current Status: On Duty' and 'Duration: 02h 00m'. It features three columns: 'Change Status:' with buttons for 'OFF DUTY' (highlighted in orange), 'SLEEPER BERTH', 'DRIVING', and 'ON DUTY'; 'Special Conditions:' with radio buttons for 'None' (selected) and 'Personal Conveyance'; and 'Remarks:' with two text input fields. At the bottom, there are icons for a refresh button, a keyboard icon, a help icon, and 'Cancel' and 'Ok' buttons.

# Driver Log Editor

AOBRD Mode still allows configurable editing for drivers.

- Configuration for editing privileges are still allowed at the back-office
- Editing available on the unit for drivers if configured by carrier
- Driver is not permitted to shorten Drive time
- Driver is not permitted to change Personal Conveyance or Yard Move to a non-driving activity
- Driver must recertify after edit has occurred

The screenshot shows the Driver Log Editor interface. At the top, it displays 'DOT: -53h 19m' and 'Hours of Service / VIR'. Below this, the driver's name 'SCOTT' is shown next to the date '09/01/2016' and 'DOT: -53:19'. There are buttons for 'WORKFLOW' and 'VIR'. The main section is titled 'Edit Log' with a 'Split' button. It shows two log entries. The first entry is 'Original: OFF from 00:00:00, 11/07/2016 for 07h 49m 12s'. It has a status 'SB' until '01:12:18 NOV 07' with a location '34 mi NW of Randomtown'. The remarks are 'Short comment' and 'Much longer com...'. The second entry is 'ON' until '03:24:36 NOV 07' with a location 'Dallas, TX'. The remarks are 'Short comment' and 'Much longer com...'. At the bottom, there are buttons for 'Cancel' and 'Next'.



# Carrier- Initiated Driver Log Edits

AOBRD Mode does not require driver approval or rejection.

- Carrier can still make changes to driver's logs
- Driver notified of changes to his log and he must re-certify any impacted days
- Edits remain pending until driver has logged in only if running a mixed fleet
- If running AOBRD firmware or in AOBRD Mode on ELD-Enabled device, carrier-initiated edits are automatically accepted upon driver login

- ✓ AOB RD Mode
- ✓ ELD

# Unidentified Driving Time

ELD Mandate requires reconciliation of unidentified driving time.

- All Unidentified Driving time is recorded on the unit
- Next logged-in driver is prompted of Unidentified Driving time
- Driver must accept or reject the unidentified driving time
  - If accepted, driving time is added to driver's log
  - If rejected, unidentified driving time is reconciled at the host
- If no driver logs into the unit for 8 days after recorded unidentified driving time, the unidentified driving time will be reconcilable at the host

DOT: -53h 06m  
Hours of Service / VIR

SCOTT 09/01/2016 DOT: -53:06 WORKFLOW VIR

1/3 Review Unassigned Driving Time 10/02/2016

Original				
Status	Start	Duration	Date	Comment
Off Duty	00:00:00	24h 00m 00s	10/02/2016	This is a comment.

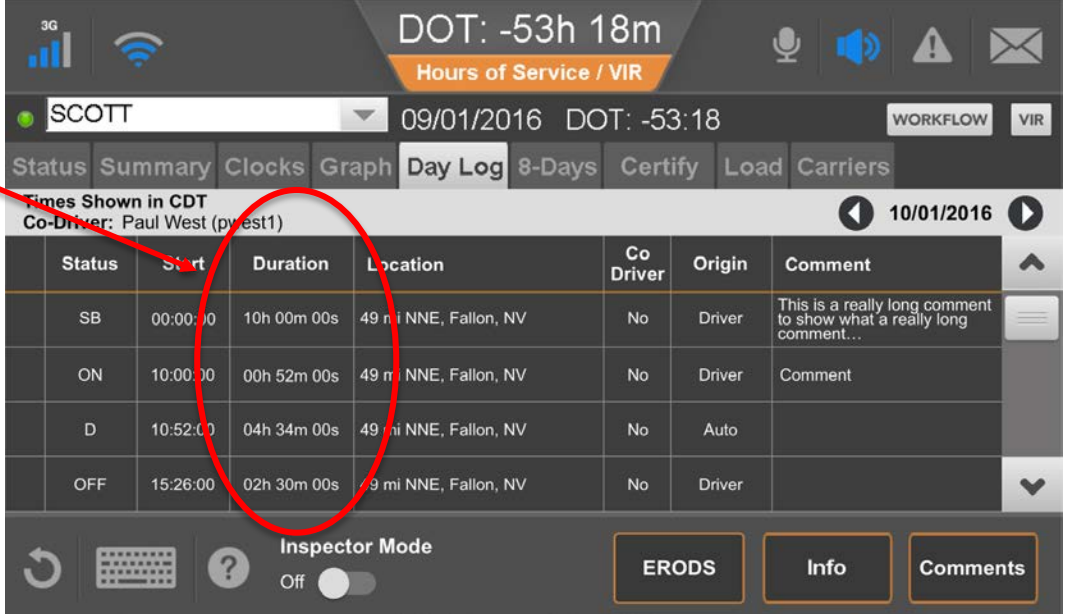
New Driving Time				
Status	Start	Duration	Date	Comment
Driving	00:00:00	05h 30m 00s	10/02/2016	This is a comment.
Off Duty	05:30:01	19h 29m 59s	10/02/2016	This is a comment.

Reject Confirm

# Events Timed to Seconds

ELD Mandate requires events to be recorded by the second.

- No 15-minute increments
- Violations are in seconds
- Minimum Duty Status duration still in effect



DOT: -53h 18m  
Hours of Service / VIR

SCOTT 09/01/2016 DOT: -53:18 WORKFLOW VIR

Status Summary Clocks Graph Day Log 8-Days Certify Load Carriers

Times Shown in CDT  
Co-Driver: Paul West (pwest1) 10/01/2016

Status	Start	Duration	Location	Co Driver	Origin	Comment
SB	00:00:00	10h 00m 00s	49 mi NNE, Fallon, NV	No	Driver	This is a really long comment to show what a really long comment...
ON	10:00:00	00h 52m 00s	49 mi NNE, Fallon, NV	No	Driver	Comment
D	10:52:00	04h 34m 00s	49 mi NNE, Fallon, NV	No	Auto	
OFF	15:26:00	02h 30m 00s	49 mi NNE, Fallon, NV	No	Driver	

Inspector Mode Off

ERODS Info Comments

# Driver Security

- ✓ AOB RD Mode
- ✓ ELD

ELD Mandate requires driver's logs to be secured.

- Single sign-on driver is defaulted to active driver
- Co-driver login requires drivers to be identified as active or inactive (primary or secondary)
- Co-driver login requires co-driver (inactive driver) to reenter password to view or edit logs
- Co-driver login does not require primary driver (active driver) to reenter password to access his logs.

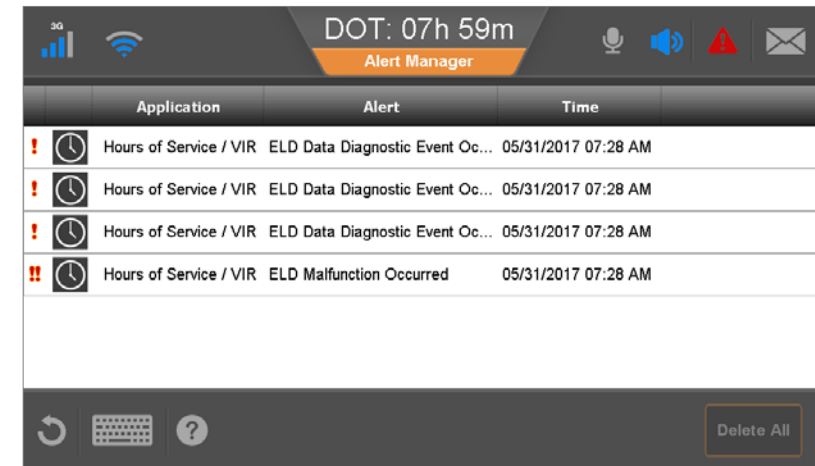


- ✓ AOBRD Mode
- ✓ ELD

# Enhanced Sensor Failure Logic

ELD Mandate requires additional diagnostics and malfunctions reporting.

- Odometer Sensor Failure
- Road Speed Sensor Failure
- Power Compliance Monitoring
- Engine Synchronization Compliance Monitoring
- Timing Compliance Monitoring
- Position Compliance Monitoring
- Data Recording Compliance Monitoring
- GPS Sensor Failure has been removed

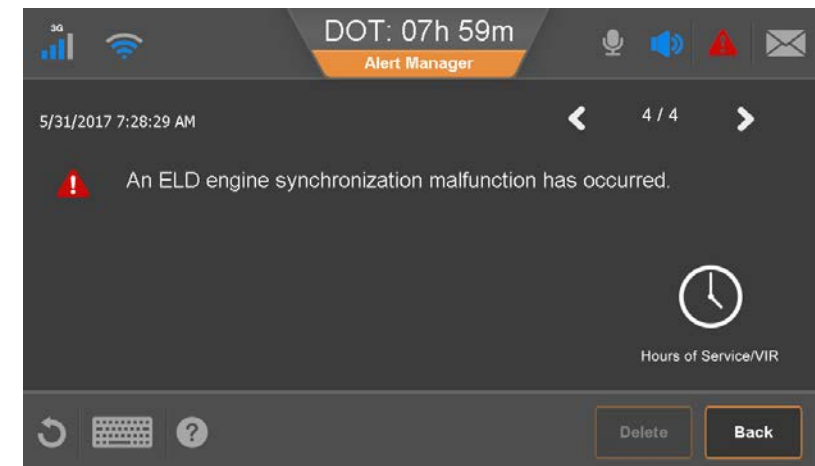


DOT: 07h 59m

Alert Manager

	Application	Alert	Time
!	Hours of Service / VIR	ELD Data Diagnostic Event Oc...	05/31/2017 07:28 AM
!	Hours of Service / VIR	ELD Data Diagnostic Event Oc...	05/31/2017 07:28 AM
!	Hours of Service / VIR	ELD Data Diagnostic Event Oc...	05/31/2017 07:28 AM
!!	Hours of Service / VIR	ELD Malfunction Occurred	05/31/2017 07:28 AM

Buttons: Refresh, Keyboard, Help, Delete All



DOT: 07h 59m

Alert Manager

5/31/2017 7:28:29 AM 4 / 4

! An ELD engine synchronization malfunction has occurred.

Hours of Service/VIR

Buttons: Refresh, Keyboard, Help, Delete, Back

# Exempt Driver

ELD Mandate requires configuration and mode for ELD-Exempt drivers.

- Configurable by the host
  - Configured for 24-hour periods
- Driver notified by exemption
- IVG in Exempt Mode:
  - Records automatic transition to and from a Driving duty status
  - Does not prompt to accept/reject carrier edits or unassigned driving time
  - Does not prompt for missing load information or to certify logs
  - Does not show or enforce rest break rules
  - Does not show eRODS transfer button
  - Displays collected exempt driver data in header for all days in duty cycle
  - Follows AOB RD personal conveyance and driver edit rules

- ✓ AOB RD Mode
- ✓ ELD

# Duty Status Splits

## Other ELD Mandate Changes

- Units no longer record duty status splits at midnight
- Units no longer record duty status splits at state crossings